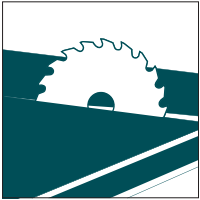
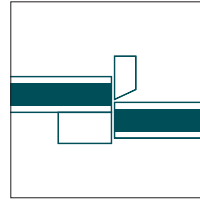


PROCESSING PROBOND[®]ultra[®]




Cutting

PROBOND[®] panel can be cut with a vertical panel saw, circular saw or jigsaw. An aluminium triple chip negative face blade is recommended. Carbide tips with cutting teeth with a thickness of 2-4mm and tapered from outside to inside to prevent jamming. Use a maximum cutting speed of 5000 m/min.




Guillotine

PROBOND[®] can be cut with a guillotine. To prevent surface damage, use protective pads and adjust to minimum down holding pressure. Use carpet protection on feeder table. Do not use ball supports as they damage the surface. Guillotining will create a slight deflection on the cut edge on impact side.




V-Grooving

PROBOND[®] can be shaped into a variety of forms by V-grooving then folding. V-grooving can be done using a vertical panel saw with a V-groove blade, a Festool saw and guide or a CNC router or hand held router with a V-groove bit. A minimum of 0.3mm of the polyethylene core should remain in the groove to ensure strength, performance and superior finish.



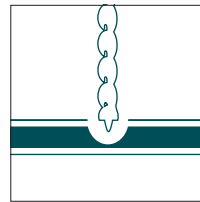
Folding

Once V-grooved the PROBOND[®] panel can be bent manually, giving an exact and clean folding line which follows the routed groove. The radius of the outer folded edge depends on the size and depth of the groove.




Bending

Most PROBOND[®] can be bent using a folding table, bending press or roll bending machine (pyramid or pinch rollers). Protect faces during processing. The spring-back of PROBOND[®] is greater than that of a solid aluminium sheet. Test sample panels to determine spring-back.



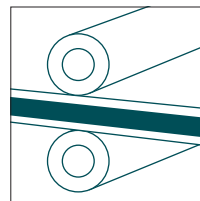
Drill

PROBOND[®] can be drilled with twist drills normally used for aluminium on machines commonly used for metal. High-speed steel (HSS) metal drills with centre-point are recommended.



Cut Lettering

PROBOND[®] can be cut to any shape using CNC routers, water jet cutting machines and jigsaws. PROBOND[®] is commonly used for formwork, lettering and logo branding applications, particularly in elevated situations.



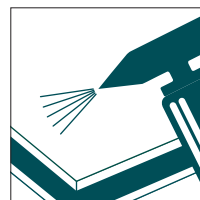
Mounting

PROBOND[®] can be laminated manually or by machine using any self adhesive film. The high quality surface does not detach when the graphic is changed and its super flat surface ensures the premium finish of applied graphics.



Fixing

Grip and Grab Instant Grab Adhesive or VHB double-sided tapes are recommended to attach PROBOND[®]. Avoid contact with core as adhesives may affect the material. Mechanical fixings should also be used in mobile applications.



Painting

PROBOND[®] is paintable with a two part polyurethane coating. This coating is also known as 2-pac automotive paint.



Recyclable

At CPH Group we are committed to the environment and as such are proud that all PROBOND[®] Aluminium Composite Panels are 100% recyclable.